

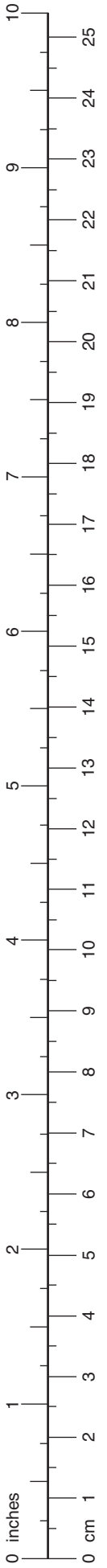
.....
Join here



.....
255.5mm (10.059")
.....

Total Length: 511mm (20.118")

Use this scale bar to check that your printer is printing at 100%



MEDIUM RADIUS TURNOUT
RIGHT HAND

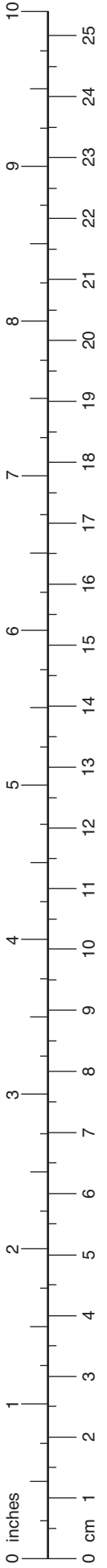
Code 200
SL-E695 Electrofrog

Sheet 1 of 2



Total Length: 511mm (20.118")

Use this scale bar to check that your printer is printing at 100%




MEDIUM RADIUS TURNOUT
LEFT HAND

Code 200
SL-E696 Electrofrog

Sheet 2 of 2

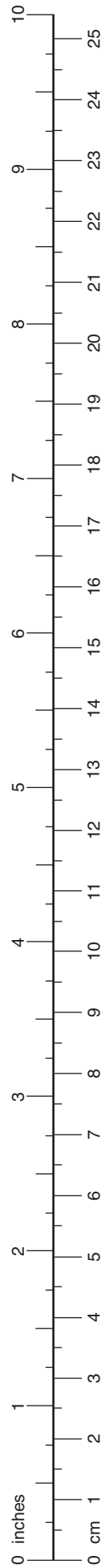
.....
Join here



.....
255.5mm (10.059")

Total Length: 511mm (20.118")

Use this scale bar to check that your printer is printing at 100%



Join here



**MEDIUM RADIUS TURNOUT
LEFT HAND**

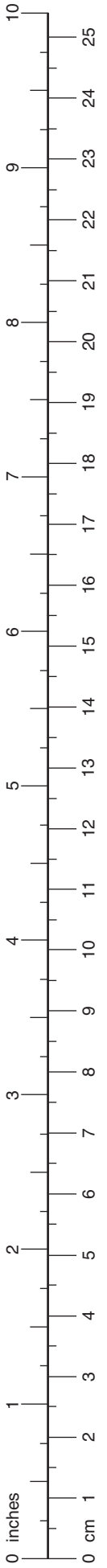
Code 200
SL-E696 Electrofrog

Sheet 1 of 2

255.5mm (10.059")

Total Length: 511mm (20.118")

Use this scale bar to check that your printer is printing at 100%

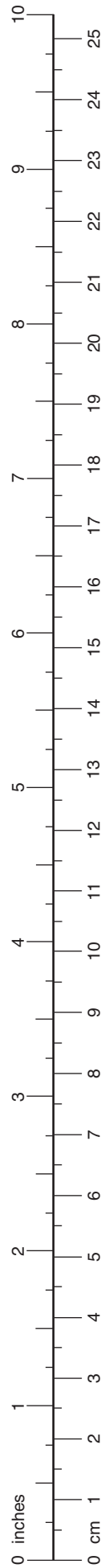




244.5mm (9.625")

Total Length: 489mm (19.252")

Use this scale bar to check that your printer is printing at 100%



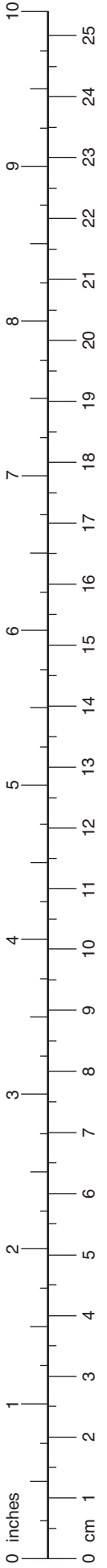


Join here

244.5mm (9.625")

Total Length: 489mm (19.252")

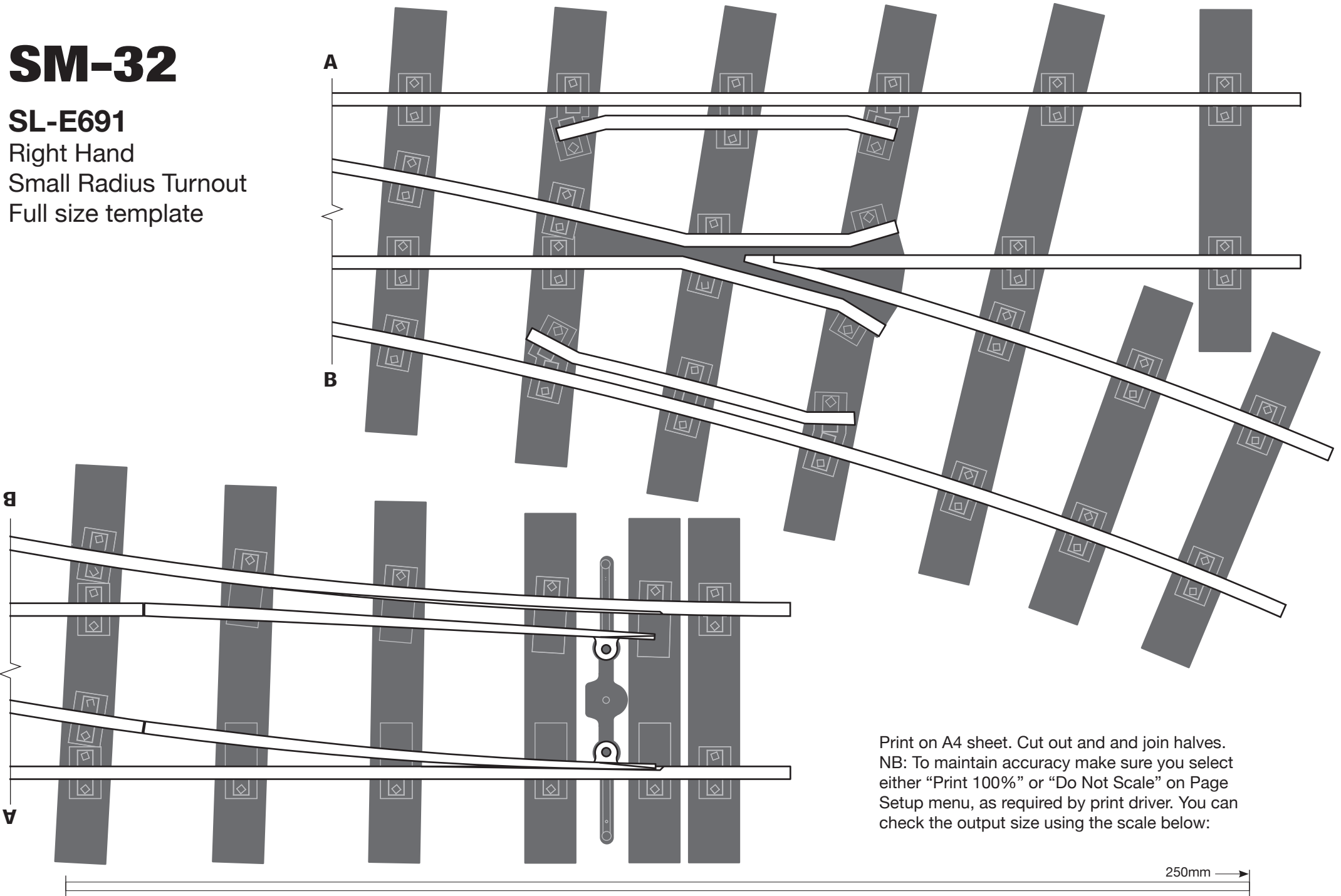
Use this scale bar to check that your printer is printing at 100%



SM-32

SL-E691

Right Hand
Small Radius Turnout
Full size template



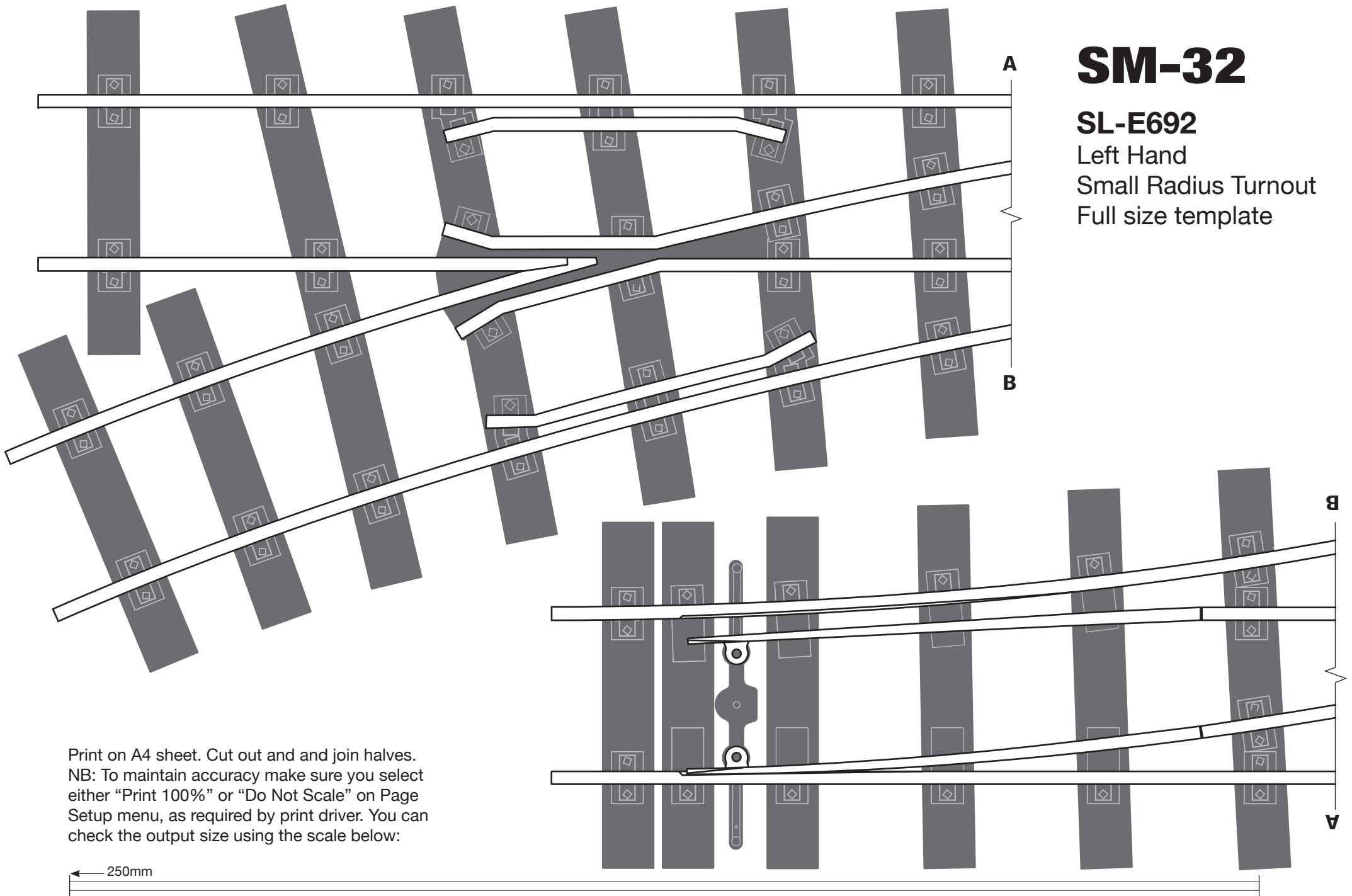
SM-32

SL-E692

Left Hand

Small Radius Turnout

Full size template



Print on A4 sheet. Cut out and and join halves.
NB: To maintain accuracy make sure you select
either "Print 100%" or "Do Not Scale" on Page
Setup menu, as required by print driver. You can
check the output size using the scale below:

← 250mm